

G2 ProProducts® ProPump


High Performance Peristaltic Pump

Innovative Design, Years of Performance

For more than 10 years, the G2 ProPump® has earned a well-founded reputation for performance and extreme reliability in flexographic and rotogravure pressrooms around the world.

“Hose Failure” has been a common problem on other peristaltic pumps but not on the G2 ProPump®. It’s patented self-guiding track combines compression and guide rollers to prevent pinching and wear to the side of the hose or tube; thereby eliminating the stress point and failure. Tube life within the pump, depending on the chemistry of the fluid being pumped, is measured in multiple weeks or months.

With dual heads, each pump is able to serve two decks or provide push-pull management of ink-flow in a chamber; thereby preventing pressure build up that results in end-seals leaking. Job and color changes are made faster because no ink comes into contact with the pump. There’s nothing to clean.



Standard Features


- ✓ Dual Head Peristaltic Pump designed for Flexo and Roto
- ✓ Heavy Duty - Lightweight aircraft aluminum casting
- ✓ Reduce job change time to minutes - Nothing to clean
- ✓ Low to No maintenance required
- ✓ Popular patented design extends life of tubing
- ✓ Adjustable ink flows reduce pressure in chambers
- ✓ Lifetime self-lubricating gear box
- ✓ Patented pump head ensures even flow
- ✓ Dual head configurations to serve single and multi deck supply with gravity return
- ✓ Front-load Auto Feed ensures quick tubing changes
- ✓ Helps relieve common ink chamber issues including: starvation, ghosting, and blowouts
- ✓ Simplicity of design and the robust construction makes rebuilds unnecessary
- ✓ Hundreds of satisfied customers report a fast ROI
- ✓ 800+ sold to pressrooms globally

FLXON INCORPORATED

8531 Crown Crescent Court, Charlotte, NC 28227
(800) 756-6474 | (704) 844-2434 | wecare@flxon.com
www.flxon.com

Components & Exploded View

- A Motor Option
- B Quick Access Pump Head
- C Easy Turn Door Knob
- D Sturdy Compact Base



- E Guide & Compression Rollers
- F Wide Radius Door Hinge
- G Anti-rust Spool
- H Lifetime Lubricated Gear Box

STANDARD VS. LARGE

Standard and Large Capacity

Available in two pump head sizes to meet your needs.

Size	Flow Rate(Gal/Min)
Standard	0.0 - 2.5 gpm
Large	0.0 - 5.0 gpm






Performance Guarantee

If the G2 ProPump® fails to meet agreed upon performance criteria, you may return it within 30 days for your money back. Contact a FLXON representative for additional details.

G2 ProPump® Build Configurations - Standard Series

The G2 ProPump® is available in a variety of Standard and Large series build configurations depending on your application. Our technical team can assist you in selecting the necessary configuration to meet your needs.

	Part Number	Product Name	Description
CONFIGURATION 1	G2P.STD.PA	G2® ProPump Standard (No Motor)	 <p>G2® ProPump - Standard Dual Head</p> <p>Motor not included - requires motor for operation.</p> <p>Includes: Starter Kit</p>
CONFIGURATION 2	G2P.STD.PA.A1	G2® ProPump Standard Air (Air Motor)	 <p>G2® ProPump - Standard Dual Head</p> <p>Air Motor Pre-attached to pump</p> <p>Includes: Starter Kit, Air Regulator/Oiler Kit, Reversing Valve Kit, 10' White Air Hose & Fittings</p>
CONFIGURATION 3	G2P.STD.PA.E1	G2® ProPump Standard 110 Electric (No Drive)	 <p>G2® ProPump - Standard Dual Head</p> <p>1 Phase Electric Motor (110 VAC) preattached to pump - Drive Not Included</p> <p>Includes: Starter Kit</p>
CONFIGURATION 4	G2P.STD.PA.E2	G2® ProPump Standard 110 Plug & Play (Motor and Drive Included)	 <p>G2® ProPump - Standard Dual Head</p> <p>1 Phase Electric Motor (110 VAC) & Drive, Motor & Drive attached and wired for control</p> <p>110 VAC Plug</p> <p>Includes: Starter Kit</p>
CONFIGURATION 5	G2P.STD.PA.E3	G2® ProPump Standard 3 Phase Electric (No Drive)	 <p>G2® ProPump - Standard Dual Head</p> <p>3 Phase Electric Motor (220/440 VAC) - Explosion Proof - Pre-attached to pump - Drive Not Included</p> <p>Includes: Starter Kit</p>
	G2P.STD.PA.SK	G2® ProPump Standard Starter Kit	 <p>16 oz Spray Bottle G2® Tube Lube</p> <p>10 ft Standard Blue Prothane Tubing</p>







G2 ProPump® Build Configurations - Large Series

The G2 ProPump® is available in a variety of Standard and Large series build configurations depending on your application. Our technical team can assist you in selecting the necessary configuration to meet your needs.

	Part Number	Product Name	Description
CONFIGURATION 1	G2P.LG.PA	G2® ProPump Large (No Motor)	 <p>G2® ProPump - Large Dual Head</p> <p>Motor not included - requires motor for operation.</p> <p>Includes: Starter Kit</p>
			 <p>G2® ProPump - Large Dual Head</p> <p>Air Motor Pre-attached to pump</p> <p>Includes: Starter Kit, Air Regulator/Oiler Kit, Reversing Valve Kit, 10' White Hose & Fittings</p>
CONFIGURATION 2	G2P.LG.PA.A1	G2® ProPump Large Air (Air Motor)	 <p>G2® ProPump - Large Dual Head</p> <p>1 Phase Electric Motor (110 VAC) preattached to pump - Drive Not Included</p> <p>Includes: Starter Kit</p>
			 <p>G2® ProPump - Large Dual Head</p> <p>1 Phase Electric Motor (110 VAC) & Drive, Motor & Drive attached and wired for control</p> <p>110 VAC Plug</p> <p>Includes: Starter Kit</p>
CONFIGURATION 3	G2P.LG.PA.E1	G2® ProPump Large 110 Electric (No Drive)	 <p>G2® ProPump - Large Dual Head</p> <p>3 Phase Electric Motor (220/440 VAC) - Explosion Proof - Pre-attached to pump - Drive Not Included</p> <p>Includes: Starter Kit</p>
			 <p>16 oz Spray Bottle G2® Tube Lube</p> <p>10 ft Standard Blue Prothane Tubing</p>
CONFIGURATION 4	G2P.LG.PA.E2	G2® ProPump Large 3 Phase Electric (No Drive)	 <p>16 oz Spray Bottle G2® Tube Lube</p> <p>10 ft Standard Blue Prothane Tubing</p>
			 <p>16 oz Spray Bottle G2® Tube Lube</p> <p>10 ft Standard Blue Prothane Tubing</p>
CONFIGURATION 5	G2P.LG.PA.E3	G2® ProPump Large 3 Phase Electric (No Drive)	 <p>16 oz Spray Bottle G2® Tube Lube</p> <p>10 ft Standard Blue Prothane Tubing</p>
			 <p>16 oz Spray Bottle G2® Tube Lube</p> <p>10 ft Standard Blue Prothane Tubing</p>
CONFIGURATION 5	G2P.LG.PA.SK	G2® ProPump Large Starter Kit	 <p>16 oz Spray Bottle G2® Tube Lube</p> <p>10 ft Standard Blue Prothane Tubing</p>
			 <p>16 oz Spray Bottle G2® Tube Lube</p> <p>10 ft Standard Blue Prothane Tubing</p>

G2 ProPump® Build Configurations - Spare Parts

In addition to a variety of build configurations the below spare parts assist in maintaining the life of the G2 ProPump® for many years of service with no rebuilds.

Part Number	Product Name	Description	
G2P.PA.A02	G2 ProPump™ Air Regulator/Oiler Kit		G2 ProPump™ Air Regulator/Oiler Kit Lubricates air motor and adjust pump speed
G2P.PA.A03	G2 ProPump™ Reversing Valve Kit		G2 ProPump™ Reversing Valve Kit Changes flow direction for air pump
G2P.STD.SPA.4R	G2 ProPump™ Standard 4 Roller Spool Assembly		G2 ProPump™ Standard 4 Roller Spool Pre-assembled Includes 2 Compression and 2 Guide Rollers
G2P.STD.SPA.6R	G2 ProPump™ Standard 6 Roller Spool Assembly		G2 ProPump™ Standard 6 Roller Spool Pre-assembled Includes 3 Compression and 3 Guide Rollers
G2P.LG.SPA.4R	G2 ProPump™ Large 4 Roller Spool Assembly		G2 ProPump™ Large 4 Roller Spool Pre-assembled Includes 2 Compression and 2 Guide Rollers
G2P.LG.SPA.6R	G2 ProPump™ Large 6 Roller Spool Assembly		G2 ProPump™ Large 6 Roller Spool Pre-assembled Includes 3 Compression and 3 Guide Rollers